

Vol. 1, No. 1, 2016

INTEGRATED ADSORPTION AND ULTRASONIC TECHNOLOGY FOR WATER TREATMENT PROCESSES

Nataliya Vronska, Myroslav Malovanyy, Iryna Koval, Volodymyr Starchevskyy

*Lviv Polytechnic National University
12, S. Bandery str., 79013 Lviv, Ukraine; Natalya-vronska@rambler.ru*

Received: 08.09.2015

© Vronska N., Malovanyy M., Koval I., Starchevskyy V., 2016

Abstract. The aim of this work is to study the process of water purification from mechanical and chemical pollution and pathogenic microflora by adsorption and ultrasonic methods. Proposed technology reduces bacterial contamination and purifies water from organic pollutants, improving its quality.

Key words: natural sorbents, ultrasound, adsorption.

1. Introduction

Any water reservoir or water source is an integral part of the surrounding environment. It is influenced by formation conditions of surface or underground water runoff, various natural phenomena, industry, construction engineering, transport, human economic and domestic activity. The emergence of new unusual substances or pollutants which deteriorate the water quality in the water environment is the result of such influences.

Types of pollution affecting the water environment are classified depending on approaches, criteria and tasks. As a rule chemical, physical and biological types of pollution are differentiated.

The main sources of natural waters pollution are:

- atmospheric waters carrying a significant amount of pollutants that are washed out of the air and mainly have industrial origin. When flowing down the slopes, atmospheric and melt-waters grasp additionally a significant amount of substances. Runoff from city streets and industrial sites is especially dangerous, as it carries a significant amount of oil products, phenols, various acids;
- city waste waters which include mainly sanitary waste waters containing excrements, detergents, and microorganisms among which are pathogenic ones;
- industrial waste waters formed in various manufacturing fields; among them ferrous metallurgy, chemical, timber-chemical, and oil refining industries which consume water most extensively.

Often the level of water pollution is so high, that without implementation of new technologies it will not be possible to receive water that meets sanitary and hygienic requirements for economic and domestic needs.

Therefore, nowadays in water treatment processes special attention is paid to the application of physical methods for natural waters disinfection:

- ultrasonic cavitation which provides the fast inactivation of microorganisms,
- natural sorbents reducing the concentration of organic pollutants [1].

2. Methodology

Ultrasonic action is used for water treatment due to the high efficiency of water purification from chemical pollution, biological objects: saprophytic and pathogenic microorganisms, viruses, animalcules etc. Ultrasonic is an effective reagentless highly ecological method of water purification from organic and microbiological components [2].

During the cavities collapse the emitted energy causes the processes of microorganism destruction. The pathogenic microflora is destructed and active radicals are formed around the collapse points. Cavities develop in the ultrasonic emitter chamber with the frequency of several tens of kilohertz mainly on inhomogeneities that are represented by spores of mushrooms and bacteria [5].

At the first stage of research synthetic solution of Bacillus bacteria was used. It was put into the ultrasonic reactor (Drawing 1). The ultrasonic oscillations (frequency 22 kHz, power 35W, intensity 1,65 W/cm³ per volume unit) from the UZDN-2T generator were transmitted with the help of magnetostrictive emitter immersed into the test water (V 150 cm³) [3, 4].

During the whole process CO₂, O₂, He, and Ar were bubbled through the test water. The reactor was cooled constantly by the current water. The experiments conditions are the following: $T = 298$ K, $P = 1 \cdot 10^5$ Pa, $v_{us} = 22$ kHz, process time – 2 hours.

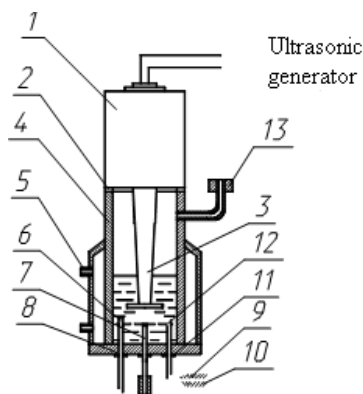


Fig. 1. The reactor scheme for water treatment process: 1 – magnetostrictor; 2, 8, 9 – thickening; 3 – waveguide; 4 – reactor; 5 – heat carrier nozzles; 6 – thermocouple; 7 – gas input nozzles; 10, 11 – cap nuts; 12 – sampler; 13 – gas output nozzles

In the second part of work water from natural pond polluted with different microorganisms was used. Stage I was ultrasonic treatment using oxygen gas. Parameters of the processes were the same as during the first part. Stage II was sorption on natural sorbents. In our study three types of sorbents – bentonites, zeolites, glauconites were used [6, 7]. They are the most common natural sorbents that can be used for water treatment.

The application method of natural dispersed sorbents is also very perspective and has the following advantages [8, 9]:

- the natural sorbents are widely distributed all over the Ukrainian territory;
- they are available and inexpensive materials;
- adsorption technologies using natural dispersed sorbents provide the high quality level of water treatment process;
- using natural adsorbent does not require regeneration.

The experiment conditions are the following:

- sorbent type – bentonite, zeolite, glauconite;
- sorbent concentration – 7 g/l, 20 g/l, 35 g/l respectively;
- water used – natural water from pond
- sorption time – 1 hour;
- constant mixing.

Sampling was carried out before the experiment, after the ultrasonic reactor stage and after natural sorbent was used.

Samples were analyzed for Chemical Oxygen Demand (COD) [10] and Microbial Number (MN) [11].

3. Results and discussions

The data of water purification of the model substance by ultrasonic is provided below (MN_0 – number of microorganisms, cfu/cm^3) (Tables 1–2, Fig. 2).

Table 1

Water disinfection levels (D_d) and effective constants of destruction frequency of Bacillus type bacteria (k_d) ($MN_0 = 8 \cdot 10^2 \text{ n}/\text{cm}^3$)

Process conditions	D_d , %	$k_d \cdot 10^4$, c^{-1}
Ar/ultrasound	95,9	$4,29 \pm 0,06$
He/ultrasound	93,6	$3,68 \pm 0,07$
O_2 /ultrasound	90,5	$3,6 \pm 0,07$
CO_2 /ultrasound	91,1	$1,67 \pm 0,13$

Table 2

Effective constants of frequency of Bacillus type bacteria dying and their destruction levels ($MN_0 = 7 \cdot 10^5 \text{ cfu}/\text{cm}^3$)

Ar/ultrasound		O_2 /ultrasound	
$k_d \cdot 10^4$, c^{-1}	D_d , %	$k_d \cdot 10^4$, c^{-1}	D_d , %
$10,1 \pm 0,01$	99,9	$9,76 \pm 0,01$	99,8

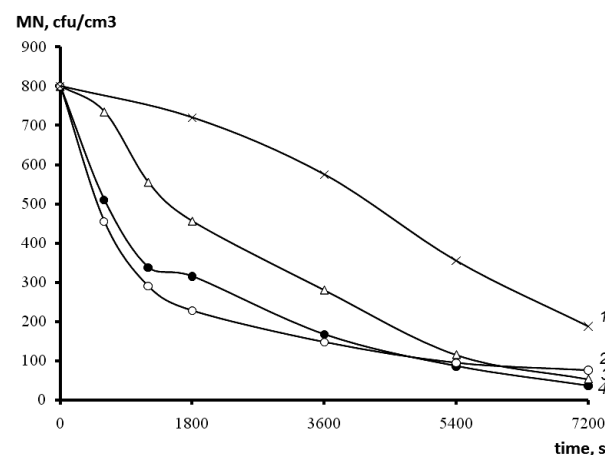


Fig. 2. Dependence of changes in number of microorganisms (Bacillus type bacteria) from duration of gas/ultrasound action by bubbling different types of gases: CO_2 (1), O_2 (2), He (3) та Ar (4)

Samples were analyzed for chemical oxygen demand (COD) and microbial number (MN) (Tables 3–5, Fig. 3–4).

As it can be seen from Fig. 3, all three types of sorbent can purify water, but the best results were obtained by water purification by bentonite ($C = 35 \text{ g/L}$).

Table 3

Changes in COD and MN when $C = 7 \text{ g/l}$

	COD_0 mg/dm^3	COD after ultrasound mg/dm^3	COD after sorption mg/dm^3	MN_0 cfu/cm^3	MN_0 after ultrasound cfu/cm^3	MN after sorption cfu/cm^3
Bentonite	256	192	224	22 000	45 000	10 700
Zeolite	320	224	192	25 000	33 000	9 000
Glauconite	288	192	176	76 500	55 000	25 000

Table 4

Changes in COD and MN when C = 20 g/l

	COD ₀ mg/dm ³	COD after ultrasound mg/dm ³	COD after sorption mg/dm ³	MN ₀ cfu/cm ³	MN ₀ after ultrasound cfu/cm ³	MN after sorption cfu/cm ³
Bentonite	256	240	128	22 000	41 200	3 000
Zeolite	320	224	160	25 000	30 800	2 000
Glauconite	288	192	160	76 500	60 000	5 000

Table 5

Changes in COD and MN when C = 35 g/l

	COD ₀ mg/dm ³	COD after ultrasound mg/dm ³	COD after sorption mg/dm ³	MN ₀ cfu/cm ³	MN ₀ after ultrasound cfu/cm ³	MN after sorption cfu/cm ³
Bentonite	128	96	64	22 000	39 000	2 000
Zeolite	320	160	96	15 000	23 000	7 000
Glauconite	288	192	96	61 000	53 000	4 000

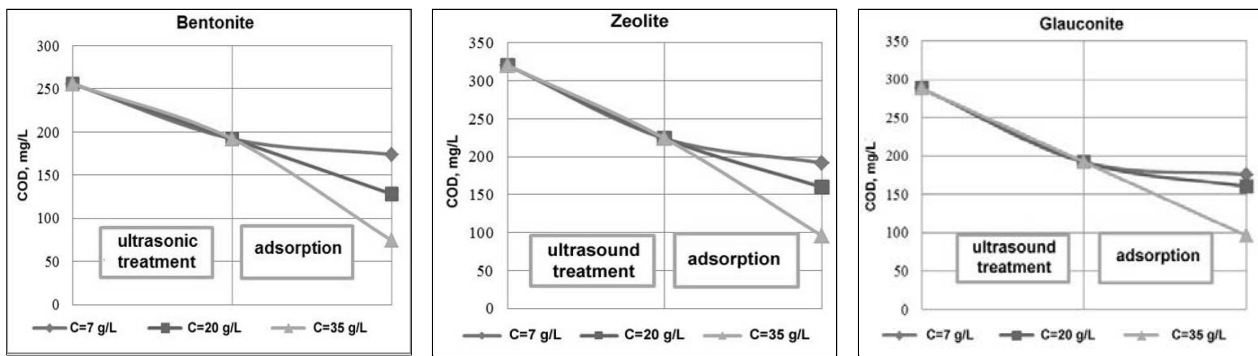


Fig. 3. Changes in COD

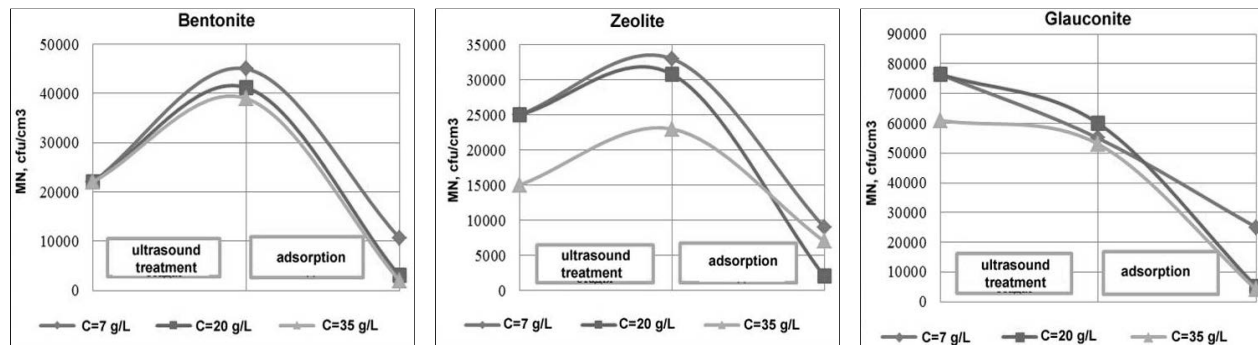


Fig. 4. Changes in MN

At the first stage of purification MN increases due to cavitation during insonation. At the second stage, when we added sorbent, best results in purification of water were obtained by ceolite (C = 20 g/L). The research results showed that the combination of ultrasound and absorption methods can significantly increase the quality level of water purification.

4. Conclusions

The use of ultrasonic cavitation energy allows intensifying water treatment and is an effective method of water sanitization.

The application of dispersed sorbents in water treatment allows further decreasing of both COD and microbial number after ultrasonic cavitation step.

The main advantages of the use of natural minerals are: large geological reserves, low-cost exploitation of minerals, easy preparation for transportation and usage, possibility to reuse sorbents in other technologies, thus eliminating the need of expensive regeneration.

References

- [1] Mason T. J., Joyce E., Phull S. S., Lorimer J. P. (2003) Potential uses of ultrasound in the biological decontamination of water. *Ultrason. Sonochem.*, 319–323.
- [2] Melkumova A. S., Lisichkina Z. S., Gorshkov S. I. (1975) *Ultrasound* [in Russian], Moscow: Medicina, 344 p.
- [3] Fridman V. M. (1967) *Ultrasonic chemical equipment* [in Russian], Moscow: Mashynostroenie, 212 p.
- [4] Margulis M. A. (1986) *Sound chemical reactions and sonoluminescence* [in Russian], Moscow: Khimiya, 286 p.
- [5] Mokryy E. M., Starchevskyy V. L. (1993) *Catalytic reaction in cavitation: monograph* [in Ukrainian], Lviv: Svit, 72 p.
- [6] Distanov U. G., Mihajlov A. S., Konyuhova T. P. et al (1990) *Natural sorbents of the USSR* [in Russian], Moscow: Nedra, 208 p.
- [7] Tsitsishvili G. V., Andronickashvili T. G., Ckirov G. N., Filizova L. D. (1985) *Natural zeolites* [in Russian], Moscow: Khimiya, 224 p.
- [8] Breck D. (1976) *Zeolite molecular sieves* [in Russian], Moscow: Mir, 778 p.
- [9] Matsievska O. O., Granops M. M., Shnerch S. S. (1995) Carpathian use of zeolites in water treatment processes [in Ukrainian]. *Proceedings of IV Scientific conference "Problems of construction and environmental engineering"*. Rzeszov (Poland), 99–104.
- [10] Nasser S. and al. (2006) *Environ. Health Sci. Eng.* Vol. 3, No. 2, 109–116.
- [11] Slyusarenko T. P. (1984) *Microbiology laboratory workshop on food production* [in Russian]. 208 p.