

Yaroslav Humnytskyy and Oksana Matsuska

STATICS AND KINETICS OF AMMONIUM NITROGEN SORPTION ON NATURAL ZEOLITE UNDER PERIODIC CONDITIONS

*Lviv Polytechnic National University, 12 St. Bandera str., 79013 Lviv, Ukraine
kasanam@meta.ua*

Received: January 27, 2010 / Revised: June 29, 2010 / Accepted: September 30, 2010

© Humnytskyy Y., Matsuska O., 2011

Abstract. Statics and kinetics of ammonium nitrogen absorption on natural zeolite were investigated experimentally under periodic conditions. A mathematical kinetics model was developed and a counterion diffusion coefficient was defined. The influence of phosphate compounds and protein on equilibrium and a rate of ammonium ion sorption was investigated.

Keywords: ammonium nitrogen, zeolite, equilibrium, mathematical model, sewage water.

1. Introduction

Intensive development of industry, agriculture, power industry, transport, public service is accompanied by usage of considerable volumes of water, with its quality to be in conformity with the standards. Depending on the object of usage, the water quality indices are divided into certain categories according to harmfulness. Not only water consumers use water in compliance with the standards specified. The used (sewage) water before its discharge into natural water reservoirs should meet certain criteria concerning the concentration of chemical mineral and organic compounds, bacterial pollutants, hang-up substances [1]. Discharge of polluted sewage water into natural water reservoirs has caused the situation which shows that presently all surface water sources in Ukraine according to the content level of pollutants have approached the IV-V class of water quality, and therefore the mentioned sources are characterized as polluted and highly polluted [2, 3]. This leads to a catastrophic degradation of water reservoir ecological systems [4].

Agricultural cattle production complexes and meat and milk processing plants are industrial environmental polluters.

Processing of farm products requires usage of great quantity of water which after its industrial use is enriched with organic substances and also a number of biogenic elements, first of all nitrogen and phosphorus compounds [5].

The occurrence of these elements in water objects is limiting for water vegetation causing eutrophication. As a result of rapid growth of the vegetation, the oxygen dissolved in water is sharply reduced, the process of its self-cleaning is disturbed, that causes perishing of aerobic flora and fauna [6].

The nitrogen compounds, which are capable to accumulate in surface and ground waters and also in air, are especially dangerous for humans, animals and plants [7].

Concentration of the ammonium nitrogen in sewage water from meat processing plants ranges within 1.0–3.2 mg-eq/dm³ and exceeds their maximum allowable concentration (MAC of NH₄⁺ < 1.1 mg-eq/dm³) [12], therefore the sewage water before discharge from the plant requires cleaning. In order to decrease the load on water objects, especially to prevent the eutrophication of water reservoirs, in practice cleaning of the sewage water is done by coagulation, settling with the following filtration through the sand filters. However, after such cleaning, the sewage water contains a great quantity of the ammonium nitrogen which cannot be removed from water by the mentioned methods.

Harmful impurities may be removed from the sewage water by various methods [1]. Viewing the fact that great volumes of the sewage water are subject to cleaning, the most economically reasonable is usage of natural sorbents which after the cleaning process may be used as fertilizers for agricultural needs. This sorbent, apart from introduction of nutrition elements into the ground, improves its structure. Taking into consideration this fact, we used zeolite as a sorbent which main ingredient is clinoptilolite in a sodium form [8].

The object of the work was investigation of the statics and kinetics of the ammonium ion sorption by zeolite in the range of low concentrations characteristic of the sewage water from meat processing plants and also the influence of the accompanying pollutants of the sewage water on the NH₄⁺ absorption processes.

2. Experimental

2.1. Statics of the Ammonium Ion Sorption

To determine an adsorption capacity of the ammonium ions, each of the glass flasks was filled with 200 ml of the ammonium nitrate solution, prepared in the distilled water, of various initial concentrations ($C_{\text{init}} = 0.55\text{--}3.33 \text{ mg}\cdot\text{eq}/\text{dm}^3$) and equal portions of clinoptilolite ($\sim 1 \text{ g}$) were added. The concentration range corresponded to concentrations of the ammonium group in the real sewage water. The flasks were sealed hermetically and kept at $(293 \pm 0.5) \text{ K}$ for two days with periodical stirring. The sorbent was separated from the solution which was analyzed for the content of the ammonium ions using a photocolorimeter and the known technique [9].

At the following stages, the zeolite adsorption capacity was investigated relatively to the ammonium ions at the presence of two or three polluting components in the solution simultaneously. Among these pollutants in the sewage water, there are present phosphates and proteins which concentration is also regulated. The model solution, in which there were present the ammonium nitrogen and phosphates, corresponded to the two-component system. The adsorption of the ammonium nitrogen on the clinoptilolite at the presence of the phosphates with the initial concentrations of the ammonium nitrogen ($C_{\text{init}} = 0.55\text{--}3.33 \text{ mg}\cdot\text{eq}/\text{dm}^3$) and the initial content of the phosphates ($C_{\text{init}} = 0.03\text{--}0.2 \text{ mg}\cdot\text{eq}/\text{dm}^3$) was performed with the periodic stirring of water solutions at $(293 \pm 0.5) \text{ K}$. The solution: adsorbent ratio was 200 ml:1 g of the clinoptilolite. The contact time was two days. The sorption of the ammonium ions from the three-component system, where albumin with the initial concentrations ($C_{\text{init}} = 0.013\text{--}0.13 \text{ mg}\cdot\text{eq}/\text{dm}^3$) was added as the third pollutant, was carried out under the same conditions as in previous investigations with the solution: adsorbent ratio of 100 ml:1 g of the clinoptilolite. The solutions were analyzed for the content of the ammonium ions by using the photocolorimeter and the technique [9].

2.2. Kinetics of the Ammonium Ions Sorption on Zeolite

To define the kinetics of the ammonium nitrogen absorption from the sewage water on the clinoptilolite, each of the three glass flasks was filled with the 1 dm³ solutions prepared previously. The first flask contained the solution with the ammonium nitrogen content ($C_{\text{init}} = 2.19 \text{ mg}\cdot\text{eq}/\text{dm}^3$), the second flask had the model two-component solution with the ammonium ion content ($C_{\text{init}} = 2.17 \text{ mg}\cdot\text{eq}/\text{dm}^3$) and phosphates with the initial concentration ($C_{\text{init}} = 0.207 \text{ mg}\cdot\text{eq}/\text{dm}^3$). The third solution was the three-component system with the initial concentration of

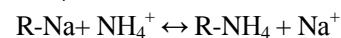
the ammonium nitrogen ($C_{\text{init}} = 2.17 \text{ mg}\cdot\text{eq}/\text{dm}^3$), phosphates ($C_{\text{init}} = 0.213 \text{ mg}\cdot\text{eq}/\text{dm}^3$) and albumin ($C_{\text{init}} = 0.077 \text{ mg}\cdot\text{eq}/\text{dm}^3$). The pH of the three-component solution was 6.6. Note that concentrations of the polluting components in the model solutions corresponded to the content of the same pollutants in the real sewage water from the meat processing plants.

Equal portions of the sorbent $\sim 10 \text{ g}$ were added to the solutions. The flasks were sealed, stirring was performed by using a mechanical stirrer, and samples were taken in certain intervals of the solution-adsorbent contact time. The experiments were carried out at $(293 \pm 0.5) \text{ K}$. The taken samples of the solution were analyzed for the content of the ammonium ions by using the photocolorimeter and the technique [9].

This sorbent was also tested for the kinetics of adsorbing by it the above-mentioned polluting components from the real sewage water with the content of the initial concentrations as follows: ammonium ions ($C_{\text{init}} = 1.73 \text{ mg}\cdot\text{eq}/\text{dm}^3$), phosphates ($C_{\text{init}} = 0.15 \text{ mg}\cdot\text{eq}/\text{dm}^3$), and protein ($C_{\text{init}} = 0.071 \text{ mg}\cdot\text{eq}/\text{dm}^3$). The technique for carrying out the experiment and analysis of the ammonium ion content are similar to those in the model investigation. The pH of the sewage water was 7.68.

3. Results and Discussion

A specific feature of zeolites is the fact that they may be used as adsorbents and as ion exchangers [10]. Otherwise, the sodium ions, which are capable of exchanging with the additionally charged cations from the solution, are counterions. The exchange reaction between the zeolite and NH_4^+ ion can be written as:



where R are fixed ions which form a matrix of the ion exchanger and cannot pass into solution. The obtained relationships of NH_4^+ ion concentration in $C_{\text{NH}_4^+}$ solution versus NH_4^+ concentration in a solid phase (zeolite exchange capacity) a^* are plotted in Fig. 1 (curve 1), which shows that for a given interval of $C_{\text{NH}_4^+}$ concentrations the relationship with slight deviations in the area of low $C_{\text{NH}_4^+}$ concentrations $< 0.5 \text{ mg}\cdot\text{eq}/\text{l}$ is linear and for a given constant temperature of $(293 \pm 0.5) \text{ K}$ it is an isotherm of an ion exchange sorption, that corresponds to the first linear section of the Langmuir isotherm, and this relationship is approximated by linear Henry equation (1) which for the investigated area ($\text{mg}\cdot\text{eq}/\text{dm}^3$):

$$0 < C_{\text{NH}_4^+} < 2 \text{ has the form: } a^* = 0.271 C_{\text{NH}_4^+} \quad (1)$$

Curve 2 (Fig. 1) corresponds to the isotherm of the ammonium nitrogen sorption in the presence of the phosphates (normalized pollutant of the sewage water from meat processing plants). These values indicate the decrease

of the zeolite exchange capacity due to its competition for the active centers of the adsorption.

With the presence of the third component (albumin, which is a proteins substance) in the solution, there is observed a greater decrease of the zeolite sorption capability to the ammonium ions (curve 3). Thus, in the presence of the phosphates the equilibrium capacity decreases approximately by 30 %, then in the three-component system its decrease is about 70 %.

Substantiation of the kinetics of the ion exchange and its mathematical description are based on the sorption mechanism which allows to establish the process stage by limiting. The experimental investigations permitted to obtain the relationships of the change of the ammonium nitrogen concentration in the solution versus time t (Fig. 2).

The analysis of the kinetic curve of the ammonium nitrogen adsorption (Fig. 2, curve 1) reveals dynamics of the ammonium ion content decrease in the solution during the given solution-sorbent contact time, with a great quantity of the ammonium cation decreasing in the first

time interval (5 min) and its content decreasing gradually in the following time intervals. During the 20 min solution-sorbent contact, the concentration of the ammonium nitrogen decreased in relation to the initial one approximately twice and reached the maximum permissible normal which is allowed for the discharge of the sewage water into common sewer nets (MAC of $\text{NH}_4^+ < 1.1 \text{ mg-eq/dm}^3$).

It is known [1] that the ion exchange mechanism consists of five stages:

- 1) Diffusion of NH_4^+ ions from the solution to the exchanger surface.
- 2) Internal diffusion of NH_4^+ ions in the sorbent grain.
- 3) Chemical substitution reaction for substituting of NH_4^+ for Na^+ counterion.
- 4) Internal diffusion of Na^+ counterion to the surface of the sorbent grain.
- 5) Na^+ diffusion from the grain surface to the solution.

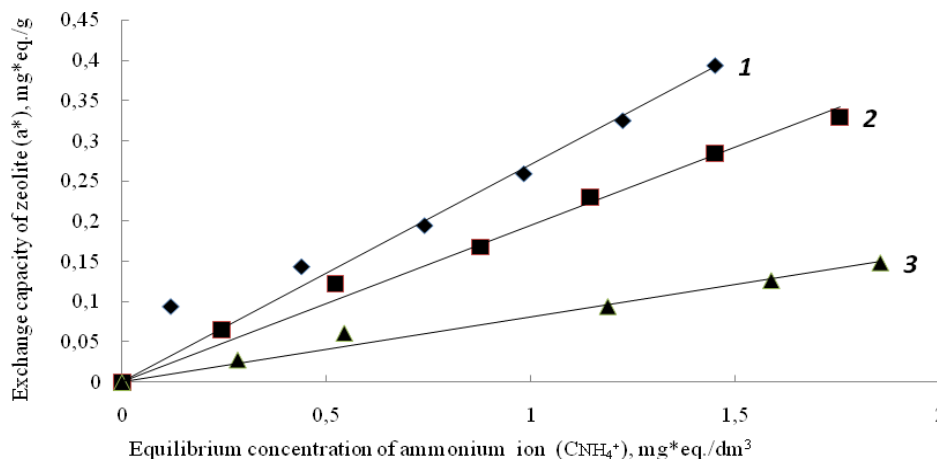


Fig. 1. Isotherms of ammonium nitrogen sorption on natural zeolite: isotherm of ammonium nitrogen sorption (♦); isotherm of ammonium nitrogen sorption at the presence of phosphates (■) and isotherm of ammonium nitrogen sorption at the presence of phosphates and albumin (▲)

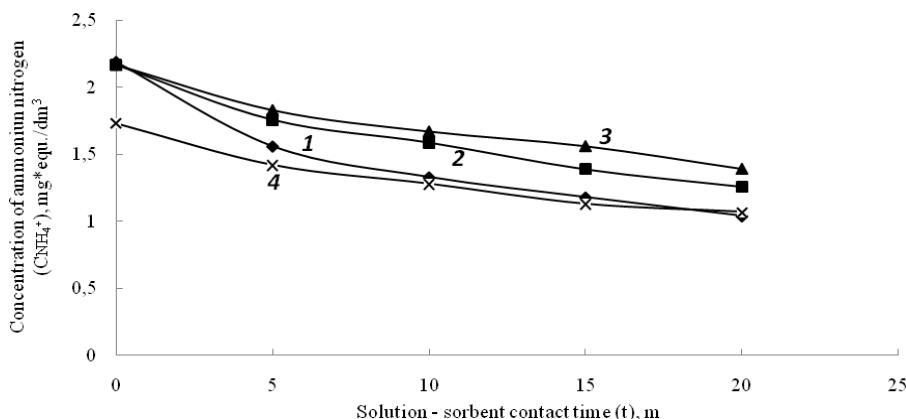


Fig. 2. Kinetics of ion exchange sorption of ammonium nitrogen: sorption of ammonium nitrogen (♦); sorption of ammonium nitrogen at the presence of phosphates (■); sorption of ammonium nitrogen at the presence of phosphates and albumin (▲) and sorptions of ammonium nitrogen from sewage water (X)

The stage of the ion-exchange reaction (3) proceeds very quickly, therefore only diffusion processes may be limiting: external or internal diffusion. External-diffusion processes (stages 1 and 5) are determined by hydrodynamics. In case of intensive stirring, which was used in our experiments, the external-diffusion resistance is much lower than the internal-diffusion resistance, therefore the kinetics of the process is limited by stages 2 and 4 and is described by mathematical methods using the differential equations of the molecular diffusion in capillary-porous bodies [11]. Assuming that the adsorbent grains are ballshaped, the differential equation of the molecular diffusion has the form:

$$\frac{\partial C_a}{\partial t} = D \cdot \left(\frac{\partial^2 C_a}{\partial r^2} + \frac{2}{r} \frac{\partial C_a}{\partial t} \right) \quad (2)$$

where C_a is a volume concentration of NH_4^+ ions inside the zeolite grain; r is a variable grain radius; t is time.

The intensive stirring of the solution and changing the process to the internal-diffusion one means that the concentrations of NH_4^+ in the solution and on the outer surface of the zeolite grains are equal, and the number

$$Bi = \infty \quad (Bi = \frac{bR}{D^*}).$$

In Eq. (2) C_a is a variable concentration of NH_4^+ on the radius r of the zeolite grain ($0 \leq r \leq R$; R is grain radius). It is not the variable concentration that is defined experimentally, but its averaged value:

$$\bar{C}_a = \frac{3}{R^3} \int_0^R r^2 C_a dr \quad (3)$$

The relation between NH_4^+ concentration C_1 in the solution and an averaged concentration \bar{C}_a is defined from the material balance equation:

$$V(C_{10} - C_1) = \frac{m}{r_{ad}} \bar{C}_a \quad (4)$$

Note that $\frac{\bar{C}_a}{r_{ad}} = a^*$; C_{10} is the initial concentration

of the solution; m is the zeolite mass; r_{ad} is the zeolite density; V is the solution volume.

The problem includes additionally initial and boundary conditions and the condition of the symmetry of concentration distribution on the zeolite grain. Using non-

dimensional parameters: $j = \frac{r}{R}$; $Fo = \frac{D^* t}{R^2}$ – the Fourier number, the problem can be written as:

$$\begin{cases} \frac{\partial C_a}{\partial F_0} = \frac{\partial^2 C_a}{\partial j^2} + \frac{2}{j} \frac{\partial C_a}{\partial j} \\ \bar{C}_a = 3 \int_0^1 j^2 C_a dj \\ a \left(1 - \frac{C_1}{C_{10}} \right) = \frac{\bar{C}_a}{C_{a\infty}} \\ \left(\frac{\partial C_a}{\partial j} \right)_{j=0} = 0 \\ C_a(j, Fo=0) = 0; C_1(Fo=0) = C_{10} \\ C_1(j \geq 1, t) = C_1 \end{cases} \quad (5)$$

In the system (5):

$$a = \frac{V r_{ad} C_{10}}{m C_{a\infty}} = \frac{V C_{10}}{m a_{\infty}^*}; \quad a_{\infty}^* = 0.271 C_{10}$$

The system solution (5) was performed by the operational method based on Laplace transform [13].

In the transforms the system has a zero root and a set of roots which are defined from the characteristic equation:

$$tgm = \frac{3m}{3 + am^2} \quad (6)$$

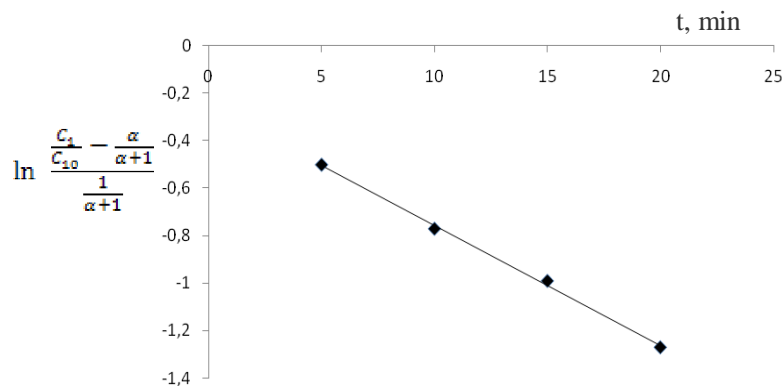


Fig. 3. Relation $\ln \frac{C_1 - \frac{a}{a+1}}{\frac{1}{a+1}}$ versus time t

Taking into consideration the zero root and the set of roots, the general solution of the system (5), represented through the changes of the concentration C_1 in a liquid phase of its change under conditions of the periodical process of the ion exchange sorption, can be written in the form:

$$\frac{C_1}{C_{10}} = 1 - \frac{1}{1+a} \left[1 - \sum_{n=0}^{\infty} A_n \exp(-m_n^2 Fo) \right] \quad (7)$$

where $A_n = \frac{6a(a+1)}{9+9a+a^2 m_n^2}$ With great values of the root

m_n and great time t , the exponent value tends to zero, therefore the use of only the first root m_1 of the characteristic equation (regular operation area) is sufficient, and Eq. (7) can be reduced to:

$$\frac{\frac{C_1}{C_{10}} - \frac{a}{a+1}}{\frac{1}{a+1}} = A_1 e^{-m_1^2 Fo} \quad (8)$$

which in the semilogarithmic coordinate system

$$\ln \frac{\frac{C_1}{C_{10}} - \frac{a}{a+1}}{\frac{1}{a+1}} = f(t) \text{ gives a straight line (Fig. 3).}$$

A slope of the straight line γ of the regular operation represents a value of:

$$tg \gamma = m_1^2 \frac{D^*}{R^2} \quad (9)$$

We define the internal counterdiffusion coefficient D^* for the experiment conditions. The initial concentration for the ammonium ions is $C_{10} = 39.5 \text{ mg/dm}^3$. The equilibrium volume capacity of the zeolite (Fig. 1) a^*_0 is 10.7 mg/g_{ad} . The zeolite density r_{ad} is 2150 g/dm^3 , the grain porosity e_p is 0.3 [10]. The diameter of the zeolite fraction d is 3.0 mm.

Define the value of a :
$$a = \frac{Vr_{ad}C_{10}}{mC_{a0}} = 0.369$$

According to the relation (6), define the first root of the characteristic equation:

$$tg m_1 = \frac{3m_1}{3+0.369m_1^2}; \quad m_1 = 10.0668$$

Having defined $tg \gamma = 1.28 \cdot 10^{-3}$ (Fig. 3) from the relation (9), we find the internal counterdiffusion coefficient $D^* = 2.84 \cdot 10^{-11} \text{ m}^2/\text{s}$. The final value of the concentration C_1 for the given periodical stirring conditions, with this value corresponding to the number of $Fo = \infty$, and the conditions corresponding to equilibrium ones, from Eq. (7) will equal:

$$\frac{C_{1eq.}}{C_{10}} = \frac{a}{1+a} = 0.269; \quad C_{1eq.} = 10.645 \text{ mg/dm}^3$$

The presence of other compounds in the solution decreases the value of the ammonium nitrogen sorption (curves 2 and 3, Fig. 2), that is explained by their competitiveness while they are moving in the adsorbent pores and by the competition for active centers.

Fig. 2 also shows the kinetics of the ammonium ion absorption from the real sewage water from the meat processing plant. The presented data indicate that NH_4^+ adsorption rate is adequate to curve 3 which corresponds to the model solution with the three-component system present.

References

- [1] Zapolskyi A. (Ed.): *Phyzyko-Khimichni Osnovy Tekhnologii Ochyschennya Stichnykh Vod*. Libra, Kyiv 2000.
- [2] Yakovenko Y., Khorunzhyi P., Khomunetska T. *et al.*: *Mizhnarodna Naukovo-Prakt. Konf. "Suchasni Problemy Okhorony Dovkillya, Ratsional'noho Vyorastannya Vodnykh Resursiv ta Ochystky Pryrodnykh ta Stichnykh Vod"*, Myrhorod, April 23-27, 2007, 24.
- [3] Zapol's'kyi A.: *Vodopostachannya, Vodovidvedennya ta Yakist' vody*. Vyshcha Shkola, Kyiv 2005.
- [4] Merezhko A.: *Gidrobiologicheskyy Zh.*, 1998, **34**, 66.
- [5] Savchenko I. and Blagodatnyi V.: *Okhrana Sredy ot Zagryazneniya Otkhodami Zhyvotnovodstva*. Urozhai, Kyiv 1986.
- [6] Datsenko I., Denysyuk O., Doloshytskiy S. *et al.*: *Suchasni Problemy Hihiyeny Navkolyshniogo Sereodovyshcha*. L'viv 1997.
- [7] Tkachenko S., Lariushkin Y. and Stepanov D.: *Ekolohichnyi Visnyk*, 2002, **5-6**, 6.
- [8] Dystanov U., Mykhailov A. and Konyukhova T.: *Prirodnyye Sorbenty SSSR*. Nedra, Moskva 1990.
- [9] *Metodyka Photometrychnoho Vyznachennya Amoniy-ioniv z Reaktyvom Neslera v Stichnykh Vodakh*. KND 211.1.4.030-95.
- [10] Chielyshev N., Berenshtein B. and Volodin V.: *Tselolyt – Novyi Tip Mineral'nogo Syria*. Nedra, Moskva 1987.
- [11] Petrus R., Akselrud G., Gumnicki J. and Piantkowski W.: *Wymiana Masy w Układzie Cialo Stale – Ciecz*. Wyd. Politechniki Rzeszowskiej, Rzeszow 1998.
- [12] Shyfrin S., Ivanova G., Mikulov B. and Fenofanov U.: *Ochistka Stochnykh Vod Miasnoi i Molochnoi Promyshlenosti*. Nedra, Moskva 1981.
- [13] Ditkin V. and Prudnikov A.: *Operatsionnoye Ischeslenie*. Vysshaya shkola, Moskva 1975.

СТАТИКА ТА КІНЕТИКА СОРБЦІЇ НІТРОГЕНУ АМОНІЙНОГО НА ПРИРОДНОМУ ЦЕОЛІТІ У ПЕРІОДИЧНИХ УМОВАХ

Анотація. Експериментально досліджено статистику та кінетику поглинання нітроген амонію на природному сорбенті у періодичних умовах. Розроблено математичну модель кінетики, визначено коефіцієнт дифузії протіонів. Досліджено вплив фосфатних сполук і білка на рівновагу та швидкість сорбції амонійного-йону.

Ключові слова: нітроген амонійний, цеоліт, рівновага, математична модель, стічні води.